



Project Name:
Part Number:
Fixture Type:

GSC1 Series Selectable Canopy Light



KEY FEATURES

- 3CCT(4000/5000/5700K) and 3 Wattages Selectable offer SKU reduction
- Rugged die-cast aluminum housing provides excellent heat dissipation
- Microwave motion sensor available
- Perfect LED canopy lights to replace HID fixtures
- AC120-277V & High efficacy up to 140 lm/W
- Wet location rated IP65

ORDERING INFORMATION




EXAMPLE: GSC1 150W LCS WT UNV

Series	Wattage Selectable	CCT Selectable	Finish	Voltage	Options
GSC1 Canopy Light	100W - 14000 lm 120W - 16800 lm 150W - 21000 lm	LCS 4000K 5000K 5700K	WT White	UNV 120-277V	Blank No Accessories MPS Microwave motion sensor

*For custom color, please contact regional sales for details. **Accessories & Options must order separately.

For stocking opportunities, please contact your local ORE Lighting rep or sales@orelighting.com. Lead times may vary based on current inventory levels - always consult your local ORE Lighting rep for lead times and project needs.



Accessories shown are generally stocked items; for additional accessory questions and options, please contact your local ORE Lighting rep or email sales@orelighting.com. Options for spec needs are available through a special request - please contact sales@orelighting.com with spec needs and project size.

Houston, Texas | Sales@orelighting.com |
Note: Information contained herein is subject to change without notice.
©2025 ORE Lighting INC. All rights reserved

346-874-7955 | www.orelighting.com
3203 S Sam Houston Pkwy E, # 100, Houston, TX 77047
Updated date: 08/18/2025



SPECIFICATIONS

CONSTRUCTION

Die-cast aluminum housing secures the thermally conductive LED panel and electrical chamber. Casting thermally conducts LED heat to optimize performance and long life

ELECTRICAL

Standard 50/60Hz operation with 120/277V input 0-10V dimming standard for a dimming range of 100% to 10%

OPTICS

Polycarbonate lens is designed for excellent light output and uniformity

CCT SELECTABLE

Switch selectable
4000K / 5000K / 5700K; CRI > 80+

LUMENS SELECTABLE

Selectable lumen packages ranging from 14,000 to 21,000 lm

EFFICACY

Up to 140 lumens per watt

AMBIENT TEMPERATURE

Suitable for use in -40°F to 113°F (-40°C to 45°C)

MOUNTING

Surface mount & 3/4" pipe mount

LIFESPAN

Estimated 50,000 – hour LED lifespan based on IES LM-80 results and TM-21 calculations.

FINISH

Polyester Powder Dark Bronze finish. Custom colors available. Multiple stage process to produce 3 mil thickness for superior corrosion resistance and maximum durability.

CERTIFICATIONS

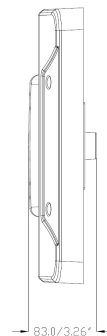
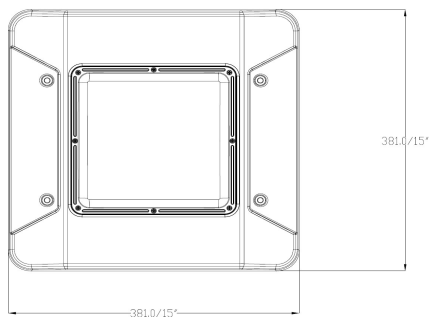
UL Listed for wet locations. Equivalent to IP65 rating

WARRANTY

5 year limited warranty. Comprehensive warranty terms can be located on www.orelighting.com

DIMENSIONS

unit: mm / inch



Net Weight

9.92 lbs

150W



Houston, Texas

Sales@orelighting.com

346-874-7955

www.orelighting.com

Note: Information contained herein is subject to change without notice.

3203 S Sam Houston Pkwy E, # 100, Houston, TX 77047

©2025 ORE Lighting INC. All rights reserved

Updated date: 08/18/2025

PERFORMANCE DATA

PART NUMBER	POWER	WATTAGE	4000K		5000K		5700K	
			LUMENS	EFFICACY	LUMENS	EFFICACY	LUMENS	EFFICACY
GSC1 150	60%	100W	14,000	140 lm/w	14,000	140 lm/w	14,100	141 lm/w
	80%	120W	16,800	140 lm/w	16,800	140 lm/w	16,920	141 lm/w
	100%	150W	21,000	140 lm/w	21,000	140 lm/w	21,150	141 lm/w

ELECTRICAL LOAD

PART NUMBER	WATTAGE	Current (A)			
		120V	208V	240V	277V
GSC1 150	100W	0.83	0.48	0.42	0.36
	120W	1.00	0.58	0.50	0.43
	150W	1.25	0.72	0.63	0.54

Housing

Rugged die-cast housing with corrosion-resistant powder coating for effective protection



PIR Motion Sensor



CCT and Wattage controller

This fixture has the function of adjusting the lumens output and color temperature on-site

Lens

Polycarbonate lens is designed for excellent light output and uniformity