



Project Name:

Part Number:

Fixture Type:

## FLR Series Selectable Flood Light



55W



100W



150W

### KEY FEATURES

- 3CCT(3000/4000/5000K) and 3 Wattages Selectable offer SKU reduction
- Aluminum die-casting housing provides excellent heat dissipation
- The tempered glass lens and excellent sealing provide softer, more uniform lighting
- Multiple mounting options are available
- AC120-277V & High efficacy up to 130 lm/W
- Wet location rated IP65

### ORDERING INFORMATION



EXAMPLE: **FLR 55W LCS BZ UNV KN**

Series	Wattage Selectable	CCT Selectable	Finish	Voltage	Mounting
FLR Flood Light	30W - 3900 lm	LCS 3000K 4000K 5000K	BZ Dark Bronze RP* Custom Color	UNV 120-277V	KN 1/2" Knuckle
	40W - 5200 lm				TB Trunnion Mount
	55W - 7150 lm				SF Slipfitter Mount
	50W - 6500 lm				
	75W - 9750 lm				
	100W - 13000 lm				
	75W - 9750 lm				
	120W - 15600 lm				
	150W - 19500 lm				

\*For custom color, please contact regional sales for details. \*\*Accessories & Options must order separately.

For stocking opportunities, please contact your local ORE Lighting rep or [sales@orelighting.com](mailto:sales@orelighting.com). Lead times may vary based on current inventory levels - always consult your local ORE Lighting rep for lead times and project needs.

### ACCESSORIES

PCTM Integrated Photocell (Default)	KN 1/2" Knuckle (Option )	TB Trunnion Mount (Option )	SF Slipfitter Mount (Option )

Accessories shown are generally stocked items; for additional accessory questions and options, please contact your local ORE Lighting rep or email [sales@orelighting.com](mailto:sales@orelighting.com). Options for spec needs are available through a special request - please contact [sales@orelighting.com](mailto:sales@orelighting.com) with spec needs and project size.

Houston, Texas | [Sales@orelighting.com](mailto:Sales@orelighting.com) |  
Note: Information contained herein is subject to change without notice.  
©2025 ORE Lighting INC. All rights reserved

346-874-7955 | [www.orelighting.com](http://www.orelighting.com)  
3203 S Sam Houston Pkwy E, # 100, Houston, TX 77047  
Updated date: 08/06/2025



## SPECIFICATIONS

### CONSTRUCTION

Die-cast aluminum housing with bronze polyester powder paint for outdoor applications. Casting thermally conducts LED heat to optimize performance and long life.

### ELECTRICAL

Standard 50/60Hz operation with 120/277V input  
0-10V dimming standard for a dimming range of 100% to 10%.

### OPTICS

Tempered glass

### CCT SELECTABLE

Switch selectable  
3000K / 4000K / 5000K; CRI > 70+

### LUMENS SELECTABLE

Selectable lumen packages ranging from 3,900 to 19,500 lm

### EFFICACY

Up to 130 lumens per watt

### AMBINET TEMPERATURE

Suitable for use in -22°F to 113°F (-30°C to 45°C)

### MOUNTING

1/2" NPS Knuckle, Slipfitter, and Trunnion are all available.

### LIFESPAN

Estimated 50,000 – hour LED lifespan based on IES LM-80 results and TM-21 calculations.

### FINISH

Polyester Powder Dark Bronze finish. Custom colors available. Multiple stage process to produce 3 mil thickness for superior corrosion resistance and maximum durability.

### CERTIFICATIONS

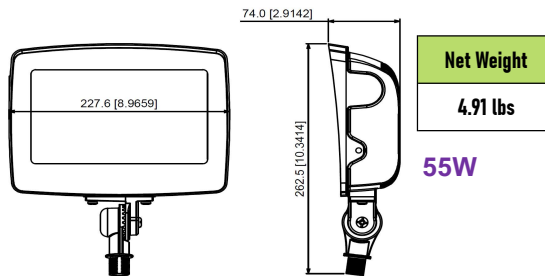
UL Listed for wet locations. Equivalent to IP65 rating

### WARRANTY

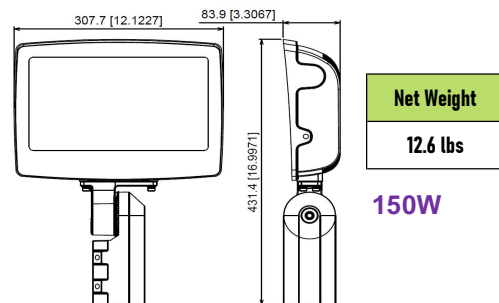
5 year limited warranty. Comprehensive warranty terms can be located on [www.orelighting.com](http://www.orelighting.com)

## DIMENSIONS

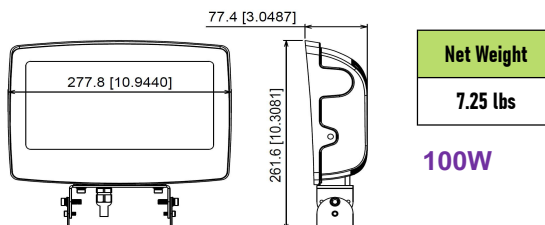
unit: mm / inch



55W



150W



100W

Houston, Texas

[Sales@orelighting.com](mailto:Sales@orelighting.com)

346-874-7955

[www.orelighting.com](http://www.orelighting.com)

Note: Information contained herein is subject to change without notice.

3203 S Sam Houston Pkwy E, # 100, Houston, TX 77047

©2025 ORE Lighting INC. All rights reserved


Updated date: 08/06/2025

## PERFORMANCE DATA


PART NUMBER	POWER	WATTAGE	3000K		4000K		5000K	
			LUMENS	EFFICACY	LUMENS	EFFICACY	LUMENS	EFFICACY
FLR 55	60%	30W	3,900	130 lm/w	3,900	130 lm/w	3,930	131 lm/w
	80%	40W	5,200	130 lm/w	5,200	130 lm/w	5,240	131 lm/w
	100%	55W	7,150	130 lm/w	7,150	130 lm/w	7,205	131 lm/w
FLR 100	60%	50W	6,500	130 lm/w	6,500	130 lm/w	6,550	131 lm/w
	80%	75W	9,750	130 lm/w	9,750	130 lm/w	9,825	131 lm/w
	100%	100W	13,000	130 lm/w	13,000	130 lm/w	13,100	131 lm/w
FLR 150	60%	75W	9,750	130 lm/w	9,750	130 lm/w	9,825	131 lm/w
	80%	120W	15,600	130 lm/w	15,600	130 lm/w	15,720	131 lm/w
	100%	150W	19,500	130 lm/w	19,500	130 lm/w	19,650	131 lm/w

## ELECTRICAL LOAD


PART NUMBER	WATTAGE	Current (A)			
		120V	208V	240V	277V
FLR 55	30W	0.25	0.14	0.13	0.11
	40W	0.33	0.19	0.17	0.14
	55W	0.45	0.26	0.23	0.20
FLR 100	50W	0.42	0.24	0.21	0.18
	75W	0.63	0.36	0.31	0.27
	100W	0.83	0.48	0.42	0.36
FLR 150	75W	0.63	0.36	0.31	0.27
	120W	1.00	0.57	0.50	0.43
	150W	1.25	0.72	0.63	0.54




**ON/OFF Photocell Switchable**



**Housing**  
Rugged die-cast housing with corrosion-resistant powder coating for effective protection



**3 Kinds of Mounting Options**



**CCT and Wattage controller**  
This fixture has the function of adjusting the lumens output and color temperature on-site

