

Project Name:
Part Number:
Fixture Type
Notes:

## VALA M2R 2.3" Recessed Tunable Architectural Linear Light

### FEATURES

#### CCT & CRI

CCT Selectable 3000K / 3500K / 4000K, CRI > 90

#### AMBINET TEMPERATURE

Suitable for use in 32°F to 104°F (0°C to 40°C)

#### EFFICACY

110 LM/W, 1,020 Lumens/ft, 9.65 Watts/ft

#### HOUSING

Extruded aluminum housing with powder coat finish

#### MOUNTING

Recessed: Compatible with most 15/16" and 9/16" T-grid ceiling or dry ceiling

Surface: For direct ceiling and wall mounting

#### DRIVERS

Standard 120 - 277V, 0 - 10V Dimming down to 10%. Power factor >0.9, THD <20%

120V connections up to 40ft. 277V connections up to 100ft



### ORDERING INFORMATION



#### EXAMPLE: VALA M2R 2FT SCT WT UNV LPS

Series	Width	Length	CCT Selectable	Finish	Voltage	Distribution	Lumen Package
VALA	M2R 2.3"	2FT 2 feet	SCT	WT	UNV 120 - 277V	Blank 100% Down	LPS selectable High - 1000 lm/ft, 10 w/ft Medium - 750 lm/ft, 7.5w/ft Low - 500 lm/ft, 5 w/ft
		3FT 3 feet	Selectable	White			
		4FT 4 feet	3000K	BK			
		8FT 8 feet	3500K	*Black			
			4000K				
		*Connected					

\*Connected: 120V continuous run up to 40FT. 277V continuous run up to 100FT. In increments of 4'. The fixture lengths come in 4' and 8'

\*Black: black finish - consult factory for availability

### MOUNTING OPTIONS & ACCESSORIES

Mounting Accessories	Joiner	Rolling Lens	EB Driver
<b>SMA</b> Surface and Wall Mount Kit (Square Plate + Male Quick Connector + Butterfly Drywall Anchor)	<b>VA2.3RCS -</b> Line Joiner " - "	<b>RL4</b> 42" Continuous Rolling Diffusing Lens	<b>EM-H08170</b> 8w Emergency backup battery
<b>FLS</b> Recessed Flangeless Trim Drywall Ceiling (Trimless drywall recessed kit)	<b>VA2.3RCS - L</b> Line Joiner " L "		<b>EM-H25170</b> 25w Emergency backup battery
<b>FTD</b> Recessed Flange Trim Drywall Ceiling (Trim drywall recessed kit)			
<b>GDC1A</b> Recessed Grid Ceiling (Grid ceiling recessed kit for 2FT/3FT/4FT)			
<b>GDC1B</b> Recessed Grid Ceiling (Grid ceiling recessed kit for 8FT only)			

Houston, Texas

Sales@orelighting.com

346-874-7955

www.orelighting.com

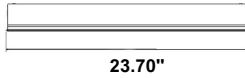
Note: Information contained herein is subject to change without notice.

©2024 ORE Lighting INC. All rights reserved

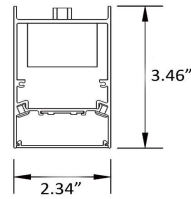
## DIMENSIONS

### VALA M2R - 2 Feet

2ft Length - Weight: 3.3 lbs.

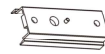
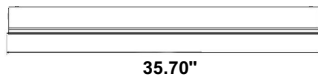


### VALA M2R



### VALA M2R - 3 Feet

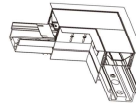
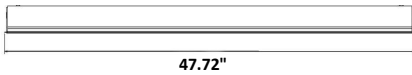
3ft Length - Weight: 5.06 lbs.



VA2.3RCS -  
Straight Joiner

### VALA M2R - 4 Feet

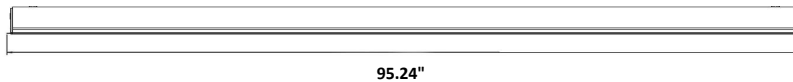
4ft Length - Weight: 6.6 lbs.



VA2.3RCS - L  
Line Joiner " L "

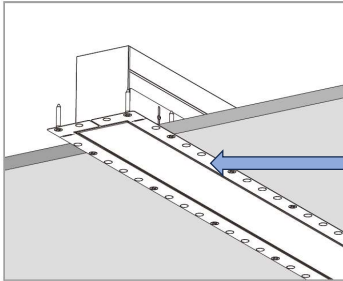
### VALA M2R - 8 Feet

8ft Length - Weight: 13.2 lbs.



## RECESSED CEILING MOUNT

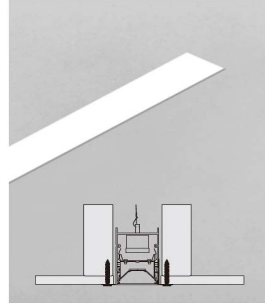
### TRIMLESS DRYWALL WOOD PANEL



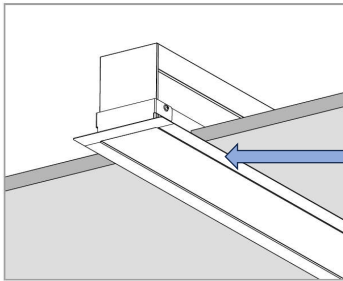
Plaster Required



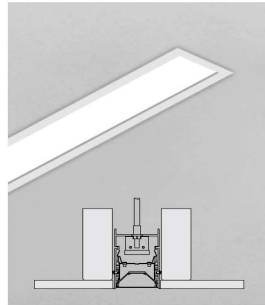
Flangeless Trim



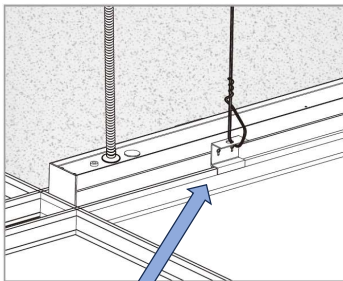
### TRIM DRYWALL



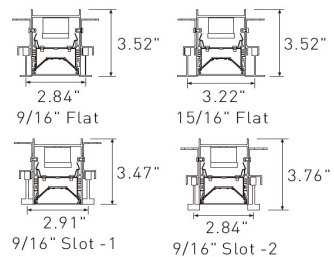
Flanged Trim



### RECESSED IN GRID CEILING



T-Grid Hooks




Rolling Lens  
42ft Continuous

# ORE LIGHTING

## 120V / 277V - CONTINUOUS RUN


120V Max run with single power feed up to 40ft  
 270V Max run with single power feed up to 100ft



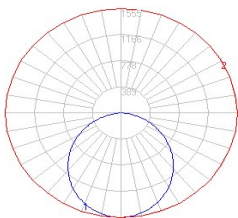
Motion Sensor



Emergency Battery



## PHOTOMETRIC



VALA M2R 2FT&4FT

2FT			4FT		
ZONE	Lumens	%Lum	ZONE	Lumens	%Lum
FL(0-30)	301.0	13.9	FL(0-30)	588.1	18.4
FM(30-60)	421.8	25.9	FM(30-60)	818.0	25.6
FH(60-80)	66.8	4.1	FH(60-80)	134.5	4.2
FVH(80-90)	2.8	0.2	FVH(80-90)	5.5	0.2
BL(0-30)	306.2	18.8	BL(0-30)	601.5	18.9
BM(30-60)	447.7	27.5	BM(30-60)	880.1	27.6
BH(60-80)	72.1	4.4	BH(60-80)	148.1	4.6
BVH(80-90)	2.8	0.2	BVH(80-90)	5.4	0.2
UL(90-100)	0.1	0.0	UL(90-100)	0.3	0.0
UH(100-180)	4.5	0.3	UH(100-180)	8.7	0.3