

## TRF LED Tunable Sensor Based Troffer Light

### APPLICATIONS

The next generation low profile TRF Recessed Troffer features a center basket design with a frosted polycarbonate lens. This luminaire is designed not to yellow or crack and offers a volumetric distribution pattern for wide spacing and uniform lighting in workspaces. This fixture offers full lumen adjustable output and CCT color adjustable outputs This high performing luminaire with advanced light distribution delivers unprecedented energy savings ideal for schools, hospitals, office spaces, etc.

### DLC Listed

This product is on the DESIGN Lights Consortium (DLC Premium 5.1) Qualified Products List and is eligible for rebates from DLC Member Utilities.

### UL Listing

Suitable for Damp locations

Mercury-free

12Vdc auxiliary dimming

Compatible with most Lutron and Leviton dimmers



2x2FT 20W / 25W / 30W



1x4FT 20W / 25W / 30W



2x4FT 34W / 38W / 45W

### ORDERING INFORMATION



#### EXAMPLE: TPL2220W35KUNV

Series	Size	Wattage Selectable	CCT Selectable	Finish	Voltage	Generation
TRF	22 2 x 2 feet	20W-2570 lm 25W-3125 lm 30W-3850 lm	35K 3500K 4K 4000K 5K 5000K	BLANK White	UNV 120-277V	G2
	14 1 x 4 feet	20W-2500 lm 25W-3225 lm 30W-3950 lm				
	24 2 x 4 feet	34W-4250 lm 38W-4758 lm 45W-5715 lm				

### OPTIONS

Individual Control	Surface Mount & Pendant Mount	Emergency Backup & Flexible Conduit	Metal
<b>BLANK</b> = No option <b>ANT-1P-4T</b> = PIR Microwave Motion Sensor (Max. 12ft mounting height) <b>ANT-1P-4T-BLE</b> = Bi-level PIR Motion Sensor (Max. 12ft mounting height) <b>RC 100</b> = Remote Controller	<b>BLANK</b> = No option <b>TFSM14</b> = 1x4 feet Surface Mount Kit <b>TFSM22</b> = 2x2 feet Surface Mount Kit <b>TFSM24</b> = 2x4 feet Surface Mount Kit <b>TBAR</b> = Emergency Backup Battery T-Bar Mounting Kit	<b>BLANK</b> = No option <b>BLD-EMLY15</b> = 15W Emergency Backup Battery 120-277V only <b>PRWG-3PIN</b> = 6FT 3/8 inch 3 Pin Metal Flexible Conduit <b>PRWG-5PIN</b> = 6FT 3/8 inch 5 Pin Metal Flexible Conduit <b>PRWG-6PIN</b> = 6FT 3/8 inch 6 Pin Metal Flexible Conduit	

# ORE LIGHTING

## SPECIFICATIONS

### HOUSING

Cold-rolled aluminum with high-reflectance

### MOUNTING

Recessed Mounting and Surface Mounting available.

### ELECTRICAL

Standard 50/60Hz operation with 120/277V input.

Standard 0-10V dimming.

12Vdc auxiliary dimming.

### OPTICS

Frosted extruded polycarbonate lens for maximum

Source obscuration and visual comfort. High

reflectance white reflector surfaces.

### CCT SELECTABLE

Switch selectable

3500K / 4000K / 5000K; 80+ CRI

### LUMENS SELECTABLE

Selectable lumen packages ranging from

2,500 - 5,700 lm

### LIFESPAN

LED light engines are rated > 75,000 at 25°C, L70

### AMBINET TEMPERATURE

Suitable for use in -4°F to 113°F (-20°C to 45°C)

### EFFICACY

> 125 lumens per watt.

### FINISH

Polyester Powder White finish. Multi-stage process produces

3 mil thickness for superior corrosion resistance and

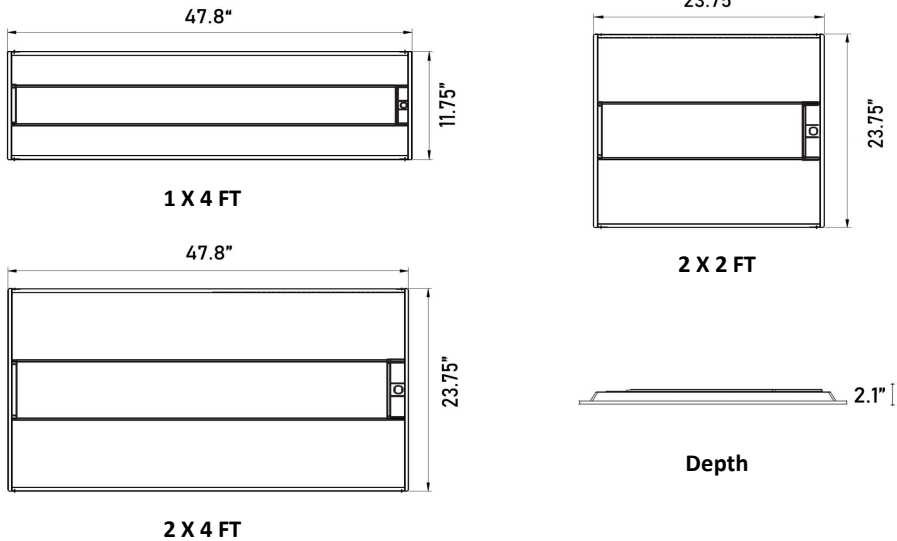
maximum durability.

### WARRANTY

5 year limited warranty. Comprehensive warranty terms

can be located on [www.orelighting.com](http://www.orelighting.com)

## DIMENSIONS



Product	A	B	C
TRF14	47.8"	11.75"	2.1"
TRF22	23.75"	23.75"	2.1"
TRF24	47.8"	23.75"	2.1"

Weight	
TRF14	7.70 lbs
TRF22	6.80 lbs
TRF24	11.40 lbs

# ORE LIGHTING

## PERFORMANCE DATA

PART NUMBER	WATTAGE	EFFICACY	VOLTAGE	3500K	4000K	5000K
				LUMENS		
TRF 22	20W / 25W / 30W	129 lm/w	120-277V	2570 lm / 3125 lm / 3850 lm		
		126 lm/w				
		128 lm/w				
TRF 14	20W / 25W / 30W	125 lm/w	120-277V	2500 lm / 3225 lm / 3950 lm		
		129 lm/w				
		132 lm/w				
TRF 24	34W / 38W / 45W	126 lm/w	120-277V	4250 lm / 4758 lm / 5715 lm		
		126 lm/w				
		127 lm/w				

## ELECTRICAL LOAD

WATTAGE	Current (A)			
	120V	208V	240V	277V
20W	0.17	0.10	0.08	0.07
25W	0.21	0.12	0.10	0.09
30W	0.25	0.14	0.13	0.11
34W	0.28	0.16	0.14	0.12
38W	0.32	0.18	0.16	0.14
45W	0.38	0.22	0.19	0.16

## OPTIONS (SOLD SEPARATELY)



### EMERGENCY BACK UP BATTERY

**BLD-EMLY15**  
15W Emergency Backup Battery LED Driver



**TBAR**  
Emergency Backup Battery T-Bar Mounting Kit

### SURFACE MOUNT KIT



**TFSM14**  
1X4 FT Surface Mount Kit

**TFSM22**  
2X2 FT Surface Mount Kit

**TFSM24**  
2X4 FT Surface Mount Kit



### ANT-1P-4T

**PIR Infrared Motion Sensor**  
Power supply: 12-24VDC, >50mA  
Detection angle: 360°  
Mounting height: Max 12ft



### ANT-1P-4T-BLE

**Bluetooth + PIR Infrared Motion Sensor**  
Power supply: 12-24VDC, >50mA  
Detection angle: 360°  
Mounting height: Max 12ft  
Wireless Standards: 5.0 Bluetooth Mesh



### METAL FLEXIBLE CONDUIT

**PRWG-3PIN**  
6FT 3/8 inch 3 Pin Metal Flexible Conduit

**PRWG-5PIN**  
6FT 3/8 inch 5 Pin Metal Flexible Conduit

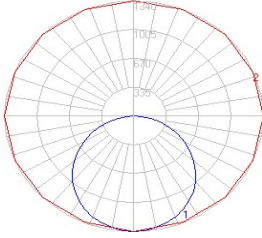
**PRWG-6PIN**  
6FT 3/8 inch 6 Pin Metal Flexible Conduit



Please visit [orelighting.com](http://orelighting.com)  
to see which products are  
DLC Listed.

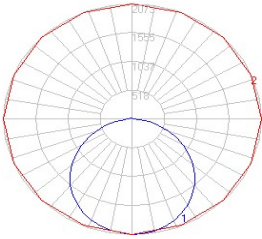
# ORE INTERIOR

## PHOTOMETRIC



### TRF 22 20W / 25W / 30W


Lumens: 3950 lm  
Power: 30W  
Efficacy: 128 lm/W  
Beam Angle: 119°  
Spacing Criterion: 1.29



### TRF 24 34W / 38W / 45W

Lumens: 5765 lm  
Power: 45W  
Efficacy: 127 lm/W  
Beam Angle: 119°  
Spacing Criterion: 1.30

## SENSOR BASED



The sensor receptacle is pre-embedded in the profile frame

