

Project Name:
Part Number:
Fixture Type
Notes:

SC2 LED Slim Canopy Light

FEATURES

The SC2 Square Canopy Contractor Series provides high lumen output and efficiency in full gasket for weatherability. This contractor series luminaire is reliable with surface mounted diodes and high temperature polycarbonate lens to reduce yellowing and directs light to desired locations



SC2 27W / 40W / 60W

UL LISTING

Suitable for wet locations

APPLICATIONS

Parking Garages, Canopy, Stairwells, Low Bay Installations, etc

REPLACEMENT

100W MH

ORDERING INFORMATION



EXAMPLE: SC2 27 5K UNV

Series	Watt	CCT	Finish	Voltage	Options
SC2	27 27W 40 40W 60 60W	4K 4000K 5K 5000K	BLANK Bronze	UNV 120-277V	Blank = No Accessories BR1810-C = PIR Motion Sensor BLD-F5 = 5W Emergency Battery Backup

Accessories & Options



Emergency Battery Backup
5W 800 lm 90 min



PIR External Motion Sensor

ORE LIGHTING

SPECIFICATIONS

OPTICS

Polycarbonate optical lens with heat resistance

ELECTRICAL

Standard 120/277V with 50/60Hz.

MOUNTING

Surface mounting with J-Box or Pendant mount with conduit.

LIFESPAN

50,000 – hour LED lifespan based on IES LM-80 results and TM-21 calculations.

CCT

4000K and 5000K available; 70+ CRI

EFFICACY

Up to 139 lumens per watt

AMBINET TEMPERATURE

Suitable for use in -40°F to 104°F (-40°C to 40°C)

HOUSING

Die-cast aluminum housing

IP RATING

Ingress Protection rating of IP65 for dust and water

FINISH

Polyester Powder finish in Dark Bronze for superior corrosion resistance and maximum durability.

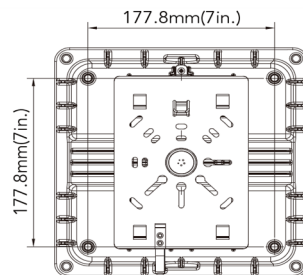
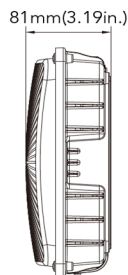
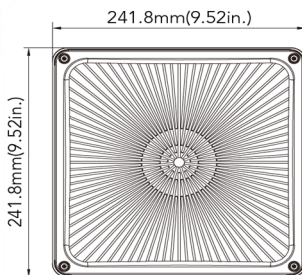
GREEN TECHNOLOGY

Mercury and UV-free. RoHS compliant components. Polyester powder coat finish formulated without the use of VOCs or toxic heavy metals

WARRANTY

5 year limited warranty. Comprehensive warranty terms can be located on www.orelighting.com

DIMENSIONS



Product	A	B	C	Weight
SC2 27/40/60	9.52"	9.52"	3.19"	4.52 lbs

Houston, Texas | Sales@orelighting.com | 346-874-7955 | www.orelighting.com

Note: Information contained herein is subject to change without notice.

©2023 ORE Lighting INC. All rights reserved

ORE LIGHTING

PERFORMANCE DATA

WATTS	VOLTAGE	CRI	LPW	4000K	5000K
				LUMENS	LUMENS
27W	120-277V	70	139 lm/W	3750 lm	3800 lm
40W	120-277V	70	136 lm/W	5350 lm	5450 lm
60W	120-277V	70	133 lm/W	7800 lm	8000 lm

ELECTRICAL LOAD

WATTAGE	Current (A)			
	120V	208V	240V	277V
27W	0.22	0.13	0.11	0.09
40W	0.33	0.19	0.16	0.14
60W	0.50	0.28	0.25	0.22

