

Project Name:
Part Number:
Fixture Type
Notes:

SC LED Selectable Slim Canopy Light

FEATURES

The SC Square Canopy Contractor Series provides high lumen output and efficiency in full gasket for weatherability. 4 selectable lumen outputs for different ceiling heights and 3 selectable CCT color outputs. This contractor series luminaire is reliable with surface mounted diodes and high temperature polycarbonate lens to reduce yellowing and directs light to desired locations

UL LISTING

Suitable for wet locations

APPLICATIONS

Parking Garages, Canopy, Stairwells, Low Bay Installations, etc

REPLACEMENT

100W MH



60W



110W

ORDERING INFORMATION



EXAMPLE: **SC 60W LCS UNV**

Series	Watt Selectable	CCT Selectable	Finish	Voltage	Options
SC	25W - 4000 lm 36W - 5600 lm 48W - 7000 lm 60W - 8400 lm	LCS 3000K 4000K 5000K	BLANK Dark Bronze	UNV 120-277V	Blank No Accessories MPS PIR motion sensor EB5 5W emergency battery backup
	41W - 7200 lm 63W - 10500 lm 85W - 13600 lm 110W - 16500 lm				

Accessories & Options



Emergency Battery Backup
5W 800 lm 90 min



PIR Internal Motion Sensor

OFFERING 4 WATTAGE AND 3 CCT FIELD SELECTABLE



SPECIFICATIONS

OPTICS

Anti-UV prismatic translucent lens is designed to shape the light distribution and uniformity

ELECTRICAL

Standard 120/277V with 50/60Hz.
Standard 0-10V dimming

MOUNTING

Surface mounting with J-Box or Pendant mount with conduit.

LIFESPAN

50,000 – hour LED lifespan based on IES LM-80 results and TM-21 calculations.

LUMENS SELECTABLE

Selectable lumen packages ranging from 4,000 - 8,400 lm (60W)
7,000 - 16,500 lm (110W)

CCT SELECTABLE

Switch selectable 3000K / 4000K / 5000K

EFFICACY

Up to 176 lumens per watt

COLOR UNIFORMITY

ORE's range of CCT (Correlated Color Temperature) follows the Chromaticity of Solid-State Lighting (SSL) Products

AMBIENT TEMPERATURE

Suitable for use in -40°F to 104°F (-40°C to 40°C)

CONSTRUCTION

One-piece die-cast aluminum housing secures the thermally conductive LED panel and electrical chamber

IP RATING

Ingress Protection rating of IP65 for dust and water

FINISH

Polyester Powder finish in Dark Bronze and White for superior corrosion resistance and maximum durability.

GREEN TECHNOLOGY

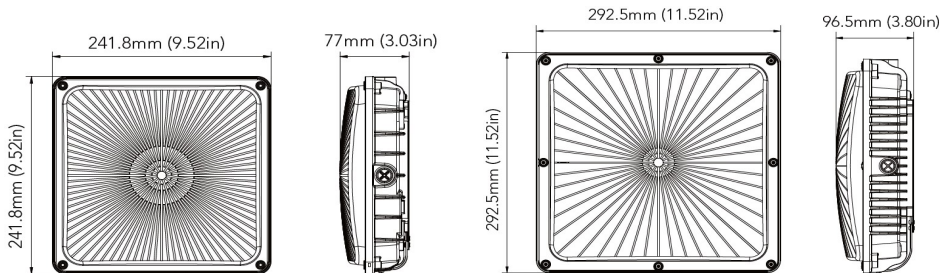
Mercury and UV-free. RoHS compliant components. Polyester powder coat finish formulated without the use of VOCs or toxic heavy metals

WARRANTY

5 year limited warranty. Comprehensive warranty terms can be located on www.orelighting.com

DIMENSIONS

unit: mm / inch



60W

110W

Product	L	W	H	Weight
SC 60W	9.52"	9.52"	3.03"	3.88 lbs
SC 110W	11.52"	11.52"	3.80"	4.65 lbs



Surface Mounted With J-Box





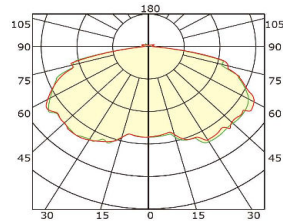
Conduit Pendant Mount

PERFORMANCE DATA

PART NUMBER	POWER	WATTS	3000K		4000K		5000K	
			LUMENS	EFFICACY	LUMENS	EFFICACY	LUMENS	EFFICACY
SC 60	40%	25W	3700 lm	148 lm/W	4000 lm	160 lm/W	3800 lm	152 lm/W
	60%	36W	5200 lm	144 lm/W	5600 lm	156 lm/W	5300 lm	147 lm/W
	80%	48W	6500 lm	135 lm/W	7000 lm	146 lm/W	6600 lm	138 lm/W
	100%	60W	7800 lm	133 lm/W	8400 lm	142 lm/W	8000 lm	135 lm/W
SC 110	40%	41W	6800 lm	166 lm/W	7200 lm	176 lm/W	7000 lm	171 lm/W
	60%	63W	9800 lm	165 lm/W	10500 lm	167 lm/W	10000 lm	159 lm/W
	80%	85W	12800 lm	151 lm/W	13600 lm	160 lm/W	13000 lm	153 lm/W
	100%	110W	15500 lm	141 lm/W	16500 lm	151 lm/W	16000 lm	145 lm/W

ELECTRICAL LOAD

PART NUMBER	WATTAGE	Current (A)			
		120V	208V	240V	277V
SC 60	25W	0.21	0.12	0.1	0.09
	36W	0.3	0.17	0.15	0.13
	48W	0.40	0.23	0.20	0.17
	60W	0.50	0.28	0.25	0.22
SC 110	41W	0.34	0.2	0.17	0.15
	63W	0.53	0.30	0.26	0.23
	85W	0.71	0.41	0.35	0.31
	110W	0.92	0.53	0.46	0.40



CCT and Wattage controller

This fixture has the function of adjusting the lumens output and color temperature on-site