

## LHB2 LED Tunable Linear High Bay Light

### APPLICATIONS

The LHB2 series is a basic, low-budget warehouse and high-bay lighting fixture. The linear, compact design allows the LHB2 to maintain a stylish and aesthetically pleasing appearance while maintaining durability and saving up to 66% in energy costs compared to conventional light sources. An excellent thermal management system effectively extends the life of the fixture, making it ideal for warehousing, large indoor spaces, retail and commercial applications.



1.4FT 100W/115W/135W



1.9FT 155W/185W/200W

### DLC Listed

This product is on the DESIGN Lights Consortium (DLC Premium 5.0) Qualified Products List and is eligible for rebates from DLC Member Utilities.

### UL Listing

### DIMMABLE

0-10V dim to 10%  
12 Vdc auxiliary dimming



2.6FT 200W/230W/270W



3.7FT 270W/340W/400W

### ORDERING INFORMATION



#### EXAMPLE: LHB2 1.4FT 135W 4K UNV

Series	Size	Wattage Selectable	Optic Lens	CCT Selectable	Finish	Voltage
LHB2	1.4FT	100W = 15,923 lm	BLANK Frosted Lens	SCT 4K 4000K 5K 5000K	BLANK White	UNV 120-277V
		115W = 17,709 lm				
	135W = 19,917 lm					
	155W = 23,444 lm					
1.9FT	185W = 26,623 lm					
	200W = 28,094 lm					
2.6FT	200W = 31,180 lm					
	230W = 34,782 lm					
3.7FT	270W = 39,773 lm					
	270W = 41,668 lm					
	340W = 50,558 lm					
		400W = 56,154 lm				

### OPTIONS

Individual Control	Wireless Control	Emergency Backup
<b>BLANK</b> = No Motion Sensor <b>ANT-5-4T</b> = Bi-level Microwave Motion Sensor (Max. 40ft mounting height) <b>ANT-6-4T</b> = Bi-level PIR Motion Sensor (Max. 40ft mounting height) <b>RC 100</b> = Remote Controller	<b>BLANK</b> = No Wireless Control <b>ANT-5-4T-BLE</b> = Bluetooth Microwave Motion Sensor (Max. 40ft mounting height) <b>BRI-PP01</b> = Light Controller for Bluetooth Sensor (2.4 GHz ±75 MHz Radio Frequency) <b>RC 100</b> = Remote Controller	<b>BLD-CM15H</b> = 15W Emergency Backup Battery 120-277V only <b>BLD-CM20H</b> = 20W Emergency Backup Battery 120-277V only

Mounting	Wire Guards
<b>BLANK</b> = Standard 3' hanger chains <b>LHBSK</b> = Surface Mount Kit <b>PMK-ETLB6</b> = J-box (Pendant hanger)	<b>LHB08130B</b> = Wire Guard for 1.4ft 100W / 115W / 135W <b>LHB08130C</b> = Wire Guard for 1.9ft 155W / 185W / 200W <b>LHB08130D</b> = Wire Guard for 2.6ft 200W / 230W / 270W <b>LHB08130E</b> = Wire Guard for 3.7ft 270W / 340W / 400W

## SPECIFICATIONS

### HOUSING

Aluminum alloy

### ELECTRICAL

Standard 50/60Hz operation with 120/277V input.  
Standard 0-10V dimming

### LENS

Frosted diffuser polycarbonate lens

### LED

Multi-chip, high-output, long-life,  
LUMILEDS 3030 LED Chips

### CCT SELECTABLE

4000K (Neutral)  
5000K (Cool)

### EFFICACY

Up to 135 lumens per watt

### LIFESPAN

LED light engines are rated > 100,000 at 25°C, L70

### AMBIENT TEMPERATURE

Suitable for use in -40°F to 131°F (-40°C to 55°C)

### MOUNTING

3" Hanger chains included or Pendant mount

### FINISH

White coat finish

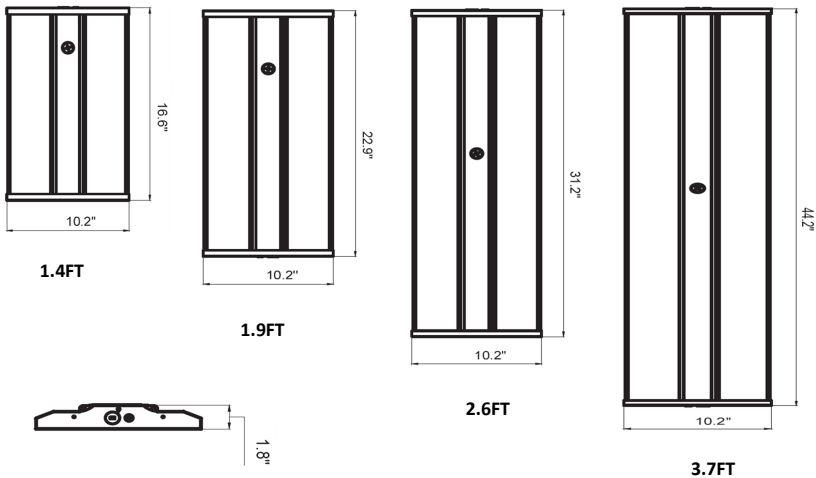
### GREEN TECHNOLOGY

Mercury and UV-free. RoHS compliant components.  
Polyester powder coat finish formulated without the use of  
VOCs or toxic heavy metals

### WARRANTY

5 year limited warranty. Comprehensive warranty terms  
can be located on [www.orelighting.com](http://www.orelighting.com)

## DIMENSIONS



Product	A	B	C	Weight
LHB2 1.4FT	16.6"	10.2"	1.8"	5.7 lbs
LHB2 1.9FT	22.9"	10.2"	1.8"	7.3 lbs
LHB2 2.6FT	31.2"	10.2"	1.8"	10.4 lbs
LHB2 3.7FT	44.2"	10.2"	1.8"	13.7 lbs

## LIGHT DISTRIBUTION CHANGEABLE

General and Aisle light distribution changeable by quickly replacing lens.



### Conventional luminous Angle

PMMA LENS: 90 X 95° - 1.4FT  
PMMA LENS: 90 X 95° - 1.9FT  
PMMA LENS: 90 X 95° - 2.6FT  
PMMA LENS: 90 X 95° - 3.7FT

### Extremely narrow luminous Angle

PMMA LENS: 40 X 110° - 1.4FT  
PMMA LENS: 40 X 110° - 1.9FT  
PMMA LENS: 40 X 110° - 2.6FT  
PMMA LENS: 40 X 110° - 3.7FT

## PERFORMANCE DATA

PART NUMBER	WATTAGE	EFFICACY	4000K		5000K	
			LUMENS			
LHB2 1.4F	100W / 115W / 135W	155 lm/W	15923 lm / 17709 lm / 19917 lm			
LHB2 1.9F	155W / 185W / 200W	154 lm/W	23444 lm / 26623 lm / 28094 lm			
LHB2 2.6F	200W / 230W / 270W	154 lm/W	31180 lm / 34782 lm / 39773 lm			
LHB2 3.7F	270W / 340W / 400W	153 lm/W	41668 lm / 50558 lm / 56154 lm			

## OPTIONS (SOLD SEPARATELY)



### EMERGENCY BACK UP BATTERY

**BLD-CM15H**  
15W Emergency Backup Battery LED Driver

**BLD-CM20H**  
20W Emergency Backup Battery LED Driver



### WIRE GUARD

**LHB08130B**  
1.4ft 100W / 115W / 135W  
**LHB08130C**  
1.9ft 155W / 185W / 200W  
**LHB08130D**  
2.6ft 200W / 230W / 270W  
**LHB08130E**  
3.7ft 270W / 340W / 400W



**LHBSK**  
Surface Mount Kit



**PMK-ETLB6**  
J-box (Pendant hanger)



### ANT-5-4T

**Microwave Motion Sensor**  
Rated Voltage: 120-277V  
Detection radius/angle: Max 26ft/360°  
Mounting height: Max 40ft



### ANT-5-4T-BLE \*

**Bluetooth + Microwave Motion Sensor**  
Rated Voltage: 120-277V  
Detection radius/angle: Max 26ft/360°  
Mounting height: Max 40ft



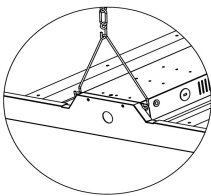
### BRI-PP01\*

**Bluetooth Lighting Control**  
Operating Voltage: 120-277V, 50~60Hz  
Radio Frequency: 2.4 GHz ±75 MHz  
Sinking Current: Max. 25mA  
Dimming: 0-10V

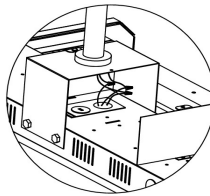


**\*MESH RANGE**  
60ft node-to-node and 500ft node-to-Gateway (Commissioning)

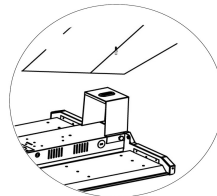
### CHAINS/HOOK



### J-BOX PENDANT



### SURFACE MOUNT



Please visit [orelighting.com](http://orelighting.com) to see which products are DLC Listed.

# ORE | INTERIOR