

## WPLS1 LED Adjustable Wall Pack Light

### APPLICATIONS

The die-cast door frame is fully gasketed with a one-piece solid silicone gasket to keep out moisture and dust, providing an IP65 rating for the luminaire. Well-crafted reflector optics allow the light engine to be recessed within the luminaire, providing visual comfort, superior distribution, uniformity, and spacing in wall-mount applications. 0 to +90° tilt adjustments. The classic architectural shape of the WPLS1 series was designed for applications such as hospitals, schools, malls, restaurants, and commercial buildings.



WPLS1 27W / 40W



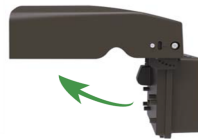
WPLS1 67W / 80W

### UL Listing

Suitable for wet locations

### Replacement

Replaces 100W MH - 250W MH



Head tilts 0 to 90° degrees

## ORDERING INFORMATION



EXAMPLE: WPLS1 27 5K BZ UNV

Series	Wattage	CCT	Finish	Voltage	Options
WPLS1	27 - 27W	4K 4000K	BZ Dark Bronze	UNV 120-277V	Blank = No Accessories PCT M = 120 - 277V only JL-413C Mini Photocell
	40 - 40W	5K 5000K			
	67 - 67W				
	80 - 80W				

## Accessories & Options



PCT M

# ORE LIGHTING

## SPECIFICATIONS

### HOUSING

Sealed cast-aluminum housing with optimized thermal management heat. Housing protects against moisture and environmental contaminants with diodes protected behind a glass lens.

### ELECTRICAL

High quality constant-current drivers >90% efficiency and rated for 50/60Hz operation with Standard 120-277V input.

### MOUNT

J-Box Mounting and Surface Mounting with 0° to 90° tilt angle adjustments.

### LIFESPAN

75,000 – hour LED lifespan based on IES LM-80 results and TM-21 calculations.

### CCT

4000K and 5000K, 70+ CRI

### EFFICACY

Up to 135 lumens per watt

### COLOR UNIFORMITY

ORE's range of CCT (Correlated Color Temperature) follows the Chromaticity of Solid-State Lighting (SSL) Products

### AMBINET TEMPERATURE

Suitable for use in -40°F to 131°F (-40°C to 55°C)

### IP RATING

Ingress Protection rating of IP65 for dust and water

### FINISH

Formulated for high-durability and long-lasting color Polyester Powder Dark Bronze coat

### GREEN TECHNOLOGY

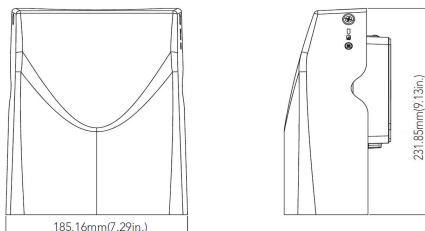
Mercury and UV-free. RoHS compliant components. Polyester powder coat finish formulated without the use of VOCs or toxic heavy metals

### WARRANTY

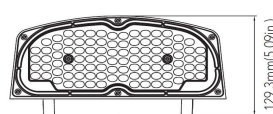
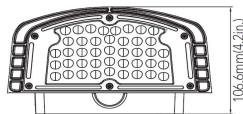
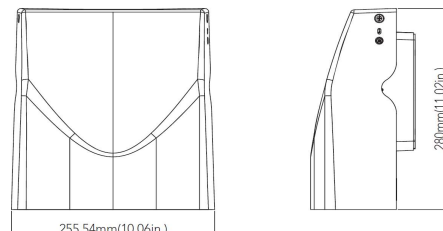
5 year limited warranty. Comprehensive warranty terms can be located on [www.orelighting.com](http://www.orelighting.com)

## DIMENSIONS

WPLS1 27W / 40W



WPLS1 67W / 80W



Product	A	B	C	Weight
WPLS1 27W	9.13"	7.29"	4.2"	3.35 lbs
WPLS1 40W	9.13"	7.29"	4.2"	3.98 lbs
WPLS1 67W	11.02"	10.06"	5.09"	7.32 lbs
WPLS1 80W	11.02"	10.06"	5.09"	7.80 lbs

Houston, Texas

[Sales@orelighting.com](mailto:Sales@orelighting.com)

346-874-7955

[www.orelighting.com](http://www.orelighting.com)

Note: Information contained herein is subject to change without notice.

©2023 ORE Lighting INC. All rights reserved

## PERFORMANCE DATA

PART NUMBER	WATTAGE	LPW	Dimming	4000K	5000K
				LUMENS	LUMENS
WPLS1 27	27W	134 lm/w	Non Dimming	3,600 lm	3,602 lm
WPLS1 40	40W	130 lm/w		5,100 lm	5,203 lm
WPLS1 67	67W	132 lm/w		8,905 lm	8,900 lm
WPLS1 80	80W	128 lm/w		10,005 lm	10,320 lm

## ELECTRICAL LOAD

WATTAGE	Current (A)			
	120V	208V	240V	277V
27W	0.23	0.13	0.11	0.10
40W	0.33	0.19	0.17	0.14
67W	0.56	0.32	0.28	0.24
80W	0.67	0.38	0.33	0.29

## OPTIONS



### MINI PHOTOCELL (SOLD SEPARATELY)

**PCT M**  
 JL-413C  
 Rated Voltage: 120-277V  
 Frequency: 50/60 Hz

# ORE | OUTDOOR